



*CULTIV*⁸

SOLAR SUN LED

Full Spectrum Grow Light



Instruction Manual

CULTIV8 SOLAR SUN LED

THANK YOU FOR YOUR PURCHASE

This revolutionary series of LED grow lights will produce the best yields, while consuming approximately half the electricity of its HID counterpart and producing virtually no heat. The Cultiv8 Solar Sun LED will cultivate fantastic yields, both in quantity and quality, while running quieter and cooler.


WARNING

Carefully read the warnings below before using or working with this product.

- Always adhere to the local rules and regulations when installing or using the LED fixture.
- Do not open or disassemble the LED fixture, it contains no serviceable parts inside. Opening or modifying the LED fixture can be dangerous and will void the warranty.
- Do not expose the LED fixture to:
 - (ambient) temperatures outside the specified range;
 - dust and contamination;
 - direct sunlight during use or HID light that could heat up the ballast.
- Always disconnect the LED fixture from mains before performing any maintenance.
- Always allow for a cool down period of at least 30 minutes before touching the LED fixture.
- Do not use the LED fixture near flammable, explosive or reactive substances. Do not use sulfur vaporizers or water misters.
- The installation and use of the LED fixture is the responsibility of the end user. Incorrect use or installation can lead to failure and damage to the LED fixture.

TECHNICAL SPECIFICATIONS

Input Power	100W	200W	300W	500W
Input Voltage	Autosensing 100-277V	Autosensing 100-277V	Autosensing 100-277V	Autosensing 100-277V
Mounting Height	20-90cm	30-110cm	50-120cm	60-150cm
Thermal Management	Passive	Passive	Passive	Passive
Lifetime	50,000hrs	50,000hrs	50,000hrs	50,000hrs
Power Factor	>90%	>90%	>90%	>90%
Colour Rendering Index	90ra	90ra	90ra	90ra
Dimmable	No.	No.	Yes.	Yes.
Ambient Temperature	-40-40°C	-40-40°C	-40-40°C	-40-40°C
Storage Environment	-40X-85°C RH10%-95%	-40X-85°C RH10%-95%	-40X-85°C RH10%-95%	-40X-85°C RH10%-95%
Fixture Dimensions	Φ10"H6.5Inch (Φ280"H164mm)	Φ14"H6.5Inch (Φ340"H169mm)	Φ16"H6.5Inch (Φ400"H196.5mm)	Φ17.5"H9.0Inch (Φ450"H230mm)
Weight	6.5Lb/3.00kg	7.5Lb/3.50kg	9.00Lb/4.00kg	22Lb/10.00kg
Chip	Branded LED			



RINGS

DRIVER BOX

SFT 240V POWER CARD
[PLUG & PLAY]




1/8" ROPE RATCHET

FEATURES

1. Air cooling design
2. IP65 rated enclosure
3. Suspension or bracket mounting
4. Full spectrum class leading diodes

Switch off mains power.

- Screw the circular ring tightly (A).
- Install the light hangers (B).
- Light hangers allow the LED fixture to easily move upwards and downwards according to your crop height (C).



LUMINOUS INTENSITY DISTRIBUTION

